

# Current Driver

## KFD2-CD-Ex1.32-8

- 1-channel isolated barrier
- 24 V DC supply (Power Rail)
- Voltage input 0 V ... 10 V
- Current output 4 mA ... 20 mA
- Accuracy 0.1 %



### Function

This isolated barrier is used for intrinsic safety applications.

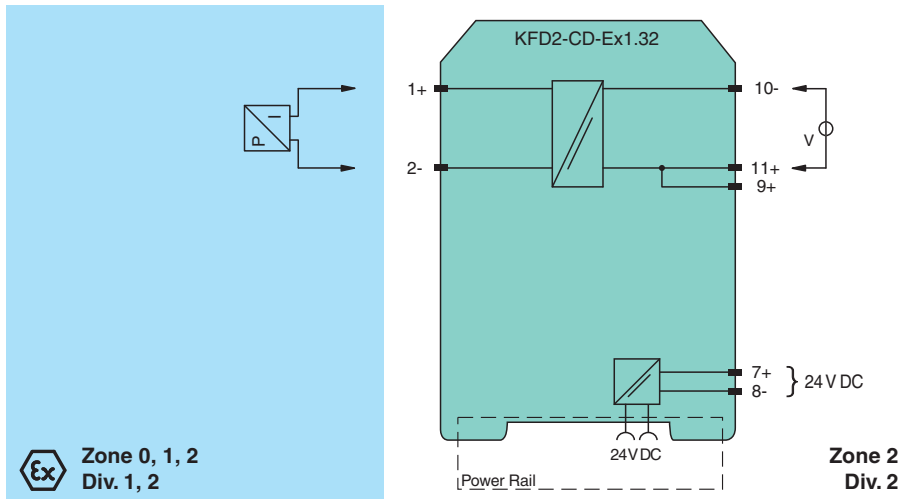
The device drives I/P converters, electrical valves, and positioners in the hazardous area.

The device has voltage input and current output.

The signal is transmitted to terminals 9 and 10 across an amplifier and the DC/DC converter within the allowable voltage range. A voltage limiter circuit protects the amplifier from incorrect input switching and overvoltage, but will draw current through a 50 mA fuse during operation. The fuse can be changed only by the manufacturer.

The open circuit voltage is 24 V DC within the allowable supply voltage range at terminals 1 and 2. The maximum load that can be applied is 850 Ω.

### Connection



### Technical Data

#### General specifications

Signal type	Analog output	
<b>Supply</b>		
Connection	Power Rail or terminals 7+, 8-	
Rated voltage	$U_r$	20 ... 35 V DC
Ripple	within the supply tolerance	
Rated current	$I_r$	max. 50 mA
Power dissipation	1.4 W	

#### Input

Release date: 2021-12-16 Date of issue: 2021-12-16 Filename: 295077\_eng.pdf

Refer to "General Notes Relating to Pepperl+Fuchs Product Information".

Pepperl+Fuchs Group  
www.pepperl-fuchs.com

USA: +1 330 486 0002  
pa-info@us.pepperl-fuchs.com

Germany: +49 621 776 2222  
pa-info@de.pepperl-fuchs.com

Singapore: +65 6779 9091  
pa-info@sg.pepperl-fuchs.com

**PF** PEPPERL+FUCHS

## Technical Data

Connection side	control side
Connection	terminals 9+, 10-, 11+
Input current	≤ 100 µA up to 50 °C (122 °F) at 10 V
Limit	max. 12 V DC
Transmission range	0 ... 10 V
<b>Output</b>	
Connection side	field side
Connection	terminals 1+, 2-
Voltage	17 V at 20 mA
Current	4 ... 20 mA
Load	max. 850 Ω
<b>Transfer characteristics</b>	
Deviation	at 20 °C (68 °F), 4 ... 20 mA < 0.1 % of full scale, incl. non-linearity and hysteresis
Influence of ambient temperature	≤ ± 0.01 %/K
Rise time	< 10 ms
<b>Galvanic isolation</b>	
Input/power supply	functional insulation, rated insulation voltage 50 V AC
<b>Indicators/settings</b>	
Display elements	LED
Labeling	space for labeling at the front
<b>Directive conformity</b>	
Electromagnetic compatibility	
Directive 2014/30/EU	EN 61326-1:2013 (industrial locations)
<b>Conformity</b>	
Degree of protection	IEC 60529:2001
Protection against electrical shock	UL 61010-1:2012
<b>Ambient conditions</b>	
Ambient temperature	-20 ... 60 °C (-4 ... 140 °F)
<b>Mechanical specifications</b>	
Degree of protection	IP20
Connection	screw terminals
Mass	approx. 100 g
Dimensions	20 x 107 x 115 mm (0.8 x 4.2 x 4.5 inch) (W x H x D), housing type B1
Mounting	on 35 mm DIN mounting rail acc. to EN 60715:2001
<b>Data for application in connection with hazardous areas</b>	
EU-type examination certificate	BAS 02 ATEX 7203 X
Marking	⊕ II (1)G [Ex ia Ga] IIC, ⊕ II (1)D [Ex ia Da] IIIC, ⊕ I (M1) [Ex ia Ma] I
Certificate	TÜV 99 ATEX 1499 X
Marking	⊕ II 3G Ex nA II T4
Directive conformity	
Directive 2014/34/EU	EN IEC 60079-0:2018+AC:2020, EN 60079-11:2012, EN 60079-15:2010
<b>International approvals</b>	
FM approval	
Control drawing	116-0440
UL approval	
Control drawing	116-0441 (cULus)
IECEX approval	
IECEX certificate	IECEX BAS 05.0041X IECEX CML 19.0051X
IECEX marking	[Ex ia Ga] IIC, [Ex ia Da] IIIC, [Ex ia Ma] I Ex ec IIC T4 Gc
<b>General information</b>	

Release date: 2021-12-16 Date of issue: 2021-12-16 Filename: 295077\_eng.pdf

Refer to "General Notes Relating to Pepperl+Fuchs Product Information".

Pepperl+Fuchs Group  
www.pepperl-fuchs.comUSA: +1 330 486 0002  
pa-info@us.pepperl-fuchs.comGermany: +49 621 776 2222  
pa-info@de.pepperl-fuchs.comSingapore: +65 6779 9091  
pa-info@sg.pepperl-fuchs.com

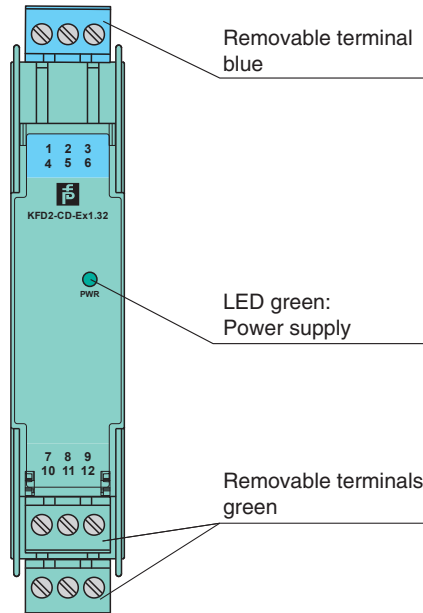
**PEPPERL+FUCHS**

## Technical Data

Supplementary information      Observe the certificates, declarations of conformity, instruction manuals, and manuals where applicable. For information see [www.pepperl-fuchs.com](http://www.pepperl-fuchs.com).

## Assembly

Front view



## Matching System Components

	<b>KFD2-EB2</b>	Power Feed Module
	<b>UPR-03</b>	Universal Power Rail with end caps and cover, 3 conductors, length: 2 m
	<b>UPR-03-M</b>	Universal Power Rail with end caps and cover, 3 conductors, length: 1,6 m
	<b>UPR-03-S</b>	Universal Power Rail with end caps and cover, 3 conductors, length: 0.8 m
	<b>K-DUCT-BU</b>	Profile rail, wiring comb field side, blue
	<b>K-DUCT-BU-UPR-03</b>	Profile rail with UPR-03- * insert, 3 conductors, wiring comb field side, blue


## Accessories

	<b>KF-ST-5GN</b>	Terminal block for KF modules, 3-pin screw terminal, green
	<b>KF-ST-5BU</b>	Terminal block for KF modules, 3-pin screw terminal, blue

Release date: 2021-12-16 Date of issue: 2021-12-16 Filename: 295077\_eng.pdf

Refer to "General Notes Relating to Pepperl+Fuchs Product Information".

## Accessories

	<b>KF-CP</b>	Red coding pins, packaging unit: 20 x 6
---	--------------	---

Release date: 2021-12-16 Date of issue: 2021-12-16 Filename: 295077\_eng.pdf

Refer to "General Notes Relating to Pepperl+Fuchs Product Information".

Pepperl+Fuchs Group  
www.pepperl-fuchs.com

USA: +1 330 486 0002  
pa-info@us.pepperl-fuchs.com

Germany: +49 621 776 2222  
pa-info@de.pepperl-fuchs.com

Singapore: +65 6779 9091  
pa-info@sg.pepperl-fuchs.com