

Solenoid Driver KFD2-SL2-Ex1.B

- 1-channel isolated barrier
- 24 V DC supply (Power Rail)
- Output 45 mA at 11.7 V DC
- Logic input, non-polarized
- Up to SIL 2 acc. to IEC/EN 61508



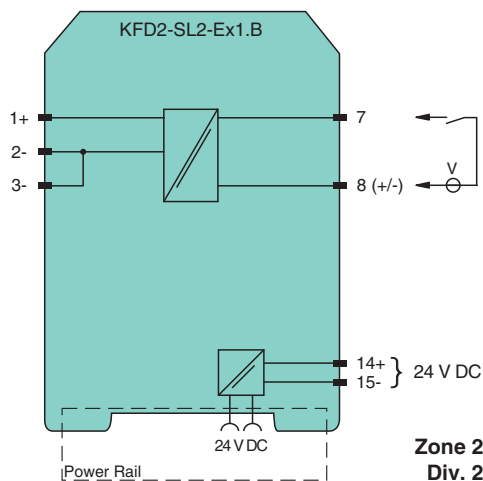
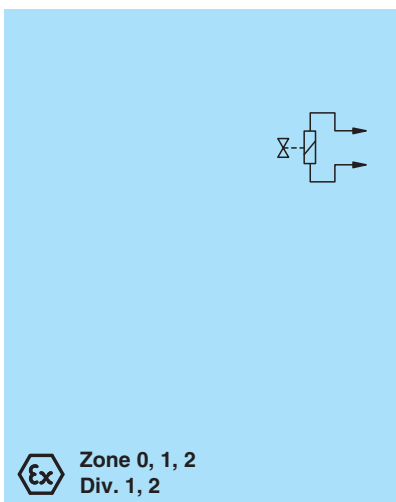
SIL 2



Function

This isolated barrier is used for intrinsic safety applications. The device supplies power to solenoids, LEDs and audible alarms located in a hazardous area. It is controlled via logic signals. The inputs have two defined states: 1-Signal = 16 V DC ... 30 V DC, 0-Signal = 0 V DC ... 5 V DC. The current consumption of the input is about 3 mA. At full load, 11.7 V at 45 mA is available for the hazardous area application.

Connection



Technical Data

General specifications

Signal type Digital Output

Functional safety related parameters

Safety Integrity Level (SIL) SIL 2

Supply

Connection Power Rail or terminals 14+, 15-

Rated voltage U_r 20 ... 30 V DC

Power consumption max. 1.7 W at 45 mA output current

Input

Connection side control side

Connection terminals 7, 8

Release date: 2022-01-17 Date of issue: 2022-01-17 Filename: 184257_eng.pdf

Refer to "General Notes Relating to Pepperl+Fuchs Product Information".

Pepperl+Fuchs Group
www.pepperl-fuchs.com

USA: +1 330 486 0002
pa-info@us.pepperl-fuchs.com

Germany: +49 621 776 2222
pa-info@de.pepperl-fuchs.com

Singapore: +65 6779 9091
pa-info@sg.pepperl-fuchs.com

PF PEPPERL+FUCHS

Technical Data

Input current		approx. 3 mA at 24 V DC
Signal level		1-signal: 16 ... 30 V DC 0-signal: 0 ... 5 V DC
Output		
Connection side		field side
Internal resistor	R_i	272 Ω
Current	I_e	≤ 45 mA
Voltage	U_e	≥ 11.7 V
Open loop voltage	U_s	min. 24 V
Connection		terminals 1+, 2- or 3-
Output rated operating current		45 mA
Output signal		These values are valid for the rated operating voltages from 20 ... 30 V DC.
Energized/De-energized delay		≤ 20 ms / ≤ 20 ms
Galvanic isolation		
Input/Output		reinforced insulation according to IEC/EN 61010-1, rated insulation voltage 300 V _{eff}
Input/power supply		reinforced insulation according to IEC/EN 61010-1, rated insulation voltage 300 V _{eff}
Power supply/Output		reinforced insulation according to IEC/EN 61010-1, rated insulation voltage 300 V _{eff}
Indicators/settings		
Display elements		LEDs
Labeling		space for labeling at the front
Directive conformity		
Electromagnetic compatibility		
Directive 2014/30/EU		EN 61326-1:2013 (industrial locations)
Conformity		
Electromagnetic compatibility		NE 21:2006
Degree of protection		IEC 60529:2001
Protection against electrical shock		EN 61010-1:2010
Ambient conditions		
Ambient temperature		-20 ... 60 °C (-4 ... 140 °F)
Mechanical specifications		
Degree of protection		IP20
Connection		screw terminals
Mass		approx. 150 g
Dimensions		20 x 119 x 115 mm (0.8 x 4.7 x 4.5 inch) , housing type B2
Mounting		on 35 mm DIN mounting rail acc. to EN 60715:2001
Data for application in connection with hazardous areas		
EU-type examination certificate		ZELM 00 ATEX 0024
Marking		Ⓜ II (1)G [Ex ia Ga] IIC Ⓜ II (1)D [Ex ia Da] IIIC Ⓜ I (M1) [Ex ia Ma] I
Output		Ex ia
Voltage	U_o	28 V
Current	I_o	110 mA
Power	P_o	770 mW (linear characteristic)
Supply		
Maximum safe voltage	U_m	40 V (Attention! The rated voltage can be lower.)
Input		
Maximum safe voltage	U_m	60 V (Attention! The rated voltage can be lower.)
Collective error message		
Maximum safe voltage	U_m	40 V (Attention! The rated voltage can be lower.)
Certificate		
Marking		Ⓜ II 3G Ex nA IIC T4 Gc
Galvanic isolation		
Input/Output		safe electrical isolation acc. to IEC/EN 60079-11, voltage peak value 375 V

Release date: 2022-01-17 Date of issue: 2022-01-17 Filename: 184257_eng.pdf

Refer to "General Notes Relating to Pepperl+Fuchs Product Information".

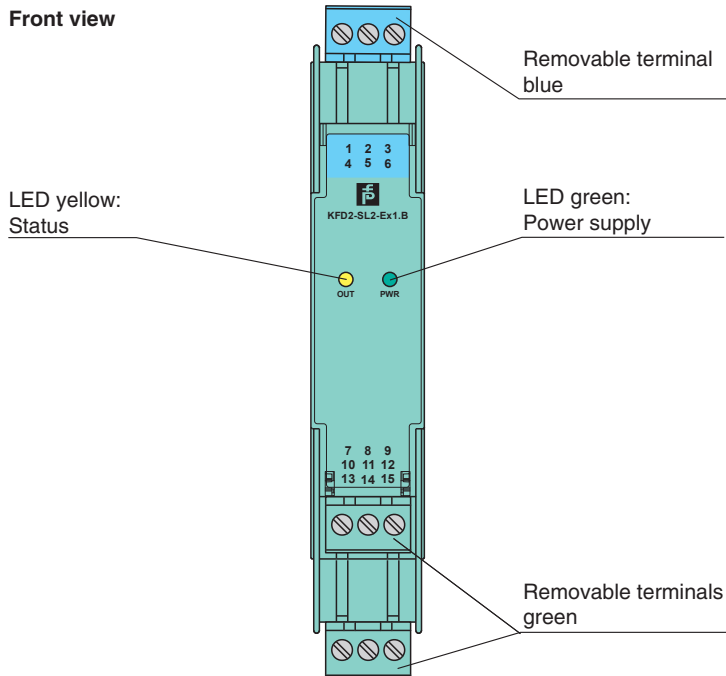
Pepperl+Fuchs Group
www.pepperl-fuchs.comUSA: +1 330 486 0002
pa-info@us.pepperl-fuchs.comGermany: +49 621 776 2222
pa-info@de.pepperl-fuchs.comSingapore: +65 6779 9091
pa-info@sg.pepperl-fuchs.com

PEPPERL+FUCHS

Technical Data

Output/power supply	safe electrical isolation acc. to IEC/EN 60079-11, voltage peak value 375 V
Directive conformity	
Directive 2014/34/EU	EN 60079-0:2012+A11:2013 , EN 60079-11:2012 , EN 60079-15:2010 , EN 60079-26:2007 , EN 50303:2000
International approvals	
CSA approval	
Control drawing	116-0304
IECEX approval	
IECEX certificate	IECEX TUN 04.0001
IECEX marking	[Ex ia Ga] IIC, [Ex ia Da] IIIC, [Ex ia Ma] I
General information	
Supplementary information	Observe the certificates, declarations of conformity, instruction manuals, and manuals where applicable. For information see www.pepperl-fuchs.com .

Assembly




Matching System Components




	KFD2-EB2	Power Feed Module
	UPR-03	Universal Power Rail with end caps and cover, 3 conductors, length: 2 m
	UPR-03-M	Universal Power Rail with end caps and cover, 3 conductors, length: 1,6 m
	UPR-03-S	Universal Power Rail with end caps and cover, 3 conductors, length: 0.8 m
	K-DUCT-BU	Profile rail, wiring comb field side, blue

Release date: 2022-01-17 Date of issue: 2022-01-17 Filename: 184257_eng.pdf

Matching System Components

	K-DUCT-BU-UPR-03	Profile rail with UPR-03- * insert, 3 conductors, wiring comb field side, blue
---	-------------------------	--

Accessories

	KF-ST-5GN	Terminal block for KF modules, 3-pin screw terminal, green
	KF-ST-5BU	Terminal block for KF modules, 3-pin screw terminal, blue
	KF-CP	Red coding pins, packaging unit: 20 x 6

Release date: 2022-01-17 Date of issue: 2022-01-17 Filename: 184257_eng.pdf

Refer to "General Notes Relating to Pepperl+Fuchs Product Information".

Pepperl+Fuchs Group
www.pepperl-fuchs.com

USA: +1 330 486 0002
pa-info@us.pepperl-fuchs.com

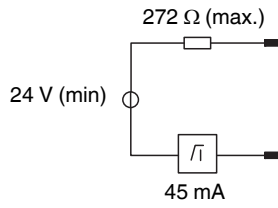
Germany: +49 621 776 2222
pa-info@de.pepperl-fuchs.com

Singapore: +65 6779 9091
pa-info@sg.pepperl-fuchs.com

Characteristic Curve

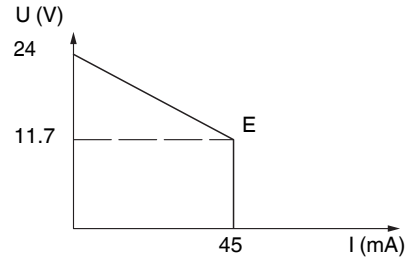
Output characteristic

Output circuit diagram



Output characteristic for input voltage 20 V ... 30 V

E: Curve angle point (U_E, I_E)



Release date: 2022-01-17 Date of issue: 2022-01-17 Filename: 184257_eng.pdf

Refer to "General Notes Relating to Pepperl+Fuchs Product Information".