



# Redundant Power Feed Module

## KFD2-EB2.R4A.B

- Interface for Power Rail
- Used for redundant configuration
- Supply current  $\leq 4$  A
- Replaceable fuse
- Relay contact output, reversible
- LED status indication

Power feed module, redundant supply



### Function

The power feed module supplies the Power Rail with a voltage of 24 V DC and a maximum current of 4 A. The device is designed for applications requiring redundant power.

In the event of a device fault or a wiring fault of any isolator on the Power Rail, the collective error messaging relay alerts the controller via a binary I/O point. This relay can be configured as normally-open or normally-closed.

A green LED on the front of the device indicates the power state, and a red LED lights up during a fault condition.

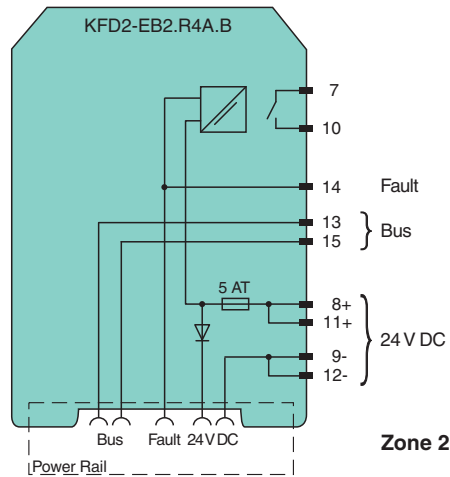
Additionally, the bus implemented in the Power Rail is forwarded to the terminals 13 and 15 for usage with the RS-485 connection of the KFD2-WAC2-Ex1.D device. Terminal 14 is only for test purposes.

In the sense of functional safety (SIL) the device provides no dangerous failures. Thereby the safe condition of the supplied isolators must be defined as the de-energized state. Thus the device will not influence the safety calculation or the SIL value.

This device is compatible with all versions of the Power Rail and provides group fusing.

**Note:** Redundant systems require 2 KFD2-EB.R4A.B power feed modules.

### Connection



### Technical Data

Supply	
Connection	terminals 11+, 12- terminals 8+, 9-
Rated voltage	$U_r$ 20 ... 30 V DC The maximum rated operating voltage of the devices plugged onto the Power Rail must not be exceeded.
Fusing	5 AT/250 V AC recommended maximum utilization of the fuse: 80 %
Power dissipation	$\leq 2.4$ W

Release date: 2022-11-29 Date of issue: 2022-11-29 Filename: 189784\_eng.pdf

Refer to "General Notes Relating to Pepperl+Fuchs Product Information".

Pepperl+Fuchs Group  
www.pepperl-fuchs.com

USA: +1 330 486 0002  
pa-info@us.pepperl-fuchs.com

Germany: +49 621 776 2222  
pa-info@de.pepperl-fuchs.com

Singapore: +65 6779 9091  
pa-info@sg.pepperl-fuchs.com

**PF** PEPPERL+FUCHS

## Technical Data

<b>Output</b>	
Connection	Power Rail
Output rated operating current	max. 4 A
Output voltage	$U_i \geq \text{rated voltage } U_r = U_i - 0.6 \text{ V}$
Fault signal	relay output: NO contact
Contact loading	30 V AC/ 2 A / $\cos \phi \geq 0.7$ ; 40 V DC/ 2 A
Energized/De-energized delay	approx. 20 ms / approx. 20 ms
<b>Indicators/settings</b>	
Display elements	LEDs
Control elements	DIP switch
Configuration	via DIP switches
Labeling	space for labeling at the front
<b>Directive conformity</b>	
Electromagnetic compatibility	
Directive 2014/30/EU	EN 61326-1:2013 (industrial locations)
<b>Conformity</b>	
Electromagnetic compatibility	NE 21:2006
Degree of protection	IEC 60529:2001
<b>Ambient conditions</b>	
Ambient temperature	-40 ... 60 °C (-40 ... 140 °F) extended ambient temperature range up to 70 °C (158 °F), refer to manual for necessary mounting conditions
<b>Mechanical specifications</b>	
Degree of protection	IP20
Connection	screw terminals
Mass	approx. 100 g
Dimensions	20 x 119 x 115 mm (0.8 x 4.7 x 4.5 inch) (W x H x D) , housing type B2
Mounting	on 35 mm DIN mounting rail acc. to EN 60715:2001
<b>Data for application in connection with hazardous areas</b>	
Certificate	UL 22 ATEX 2853 X
Marking	Ⓜ II 3G Ex ec nC IIC T4 Gc
Directive conformity	
Directive 2014/34/EU	EN IEC 60079-0:2018+AC:2020 , EN IEC 60079-7:2015+A1:2018 , EN IEC 60079-15:2019
<b>International approvals</b>	
FM approval	FM 22 US 0031 X
Control drawing	116-0160
UL approval	E106378
CSA approval	CoC 1051840
IECEX approval	
IECEX certificate	IECEX UL 16.0051X
IECEX marking	Ex ec nC IIC T4 Gc
<b>General information</b>	
Supplementary information	Observe the certificates, declarations of conformity, instruction manuals, and manuals where applicable. For information see <a href="http://www.pepperl-fuchs.com">www.pepperl-fuchs.com</a> .

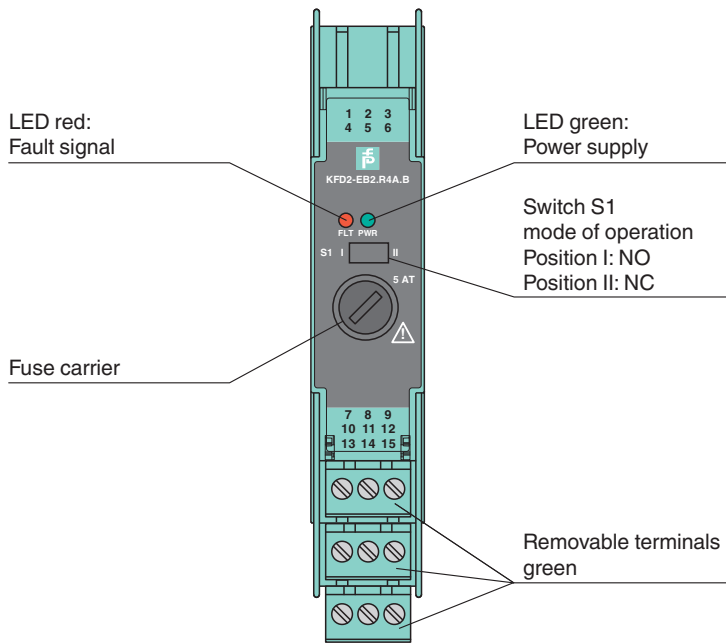
Release date: 2022-11-29 Date of issue: 2022-11-29 Filename: 189784\_eng.pdf

Refer to "General Notes Relating to Pepperl+Fuchs Product Information".






Pepperl+Fuchs Group  
[www.pepperl-fuchs.com](http://www.pepperl-fuchs.com)USA: +1 330 486 0002  
[pa-info@us.pepperl-fuchs.com](mailto:pa-info@us.pepperl-fuchs.com)Germany: +49 621 776 2222  
[pa-info@de.pepperl-fuchs.com](mailto:pa-info@de.pepperl-fuchs.com)Singapore: +65 6779 9091  
[pa-info@sg.pepperl-fuchs.com](mailto:pa-info@sg.pepperl-fuchs.com)
 PEPPERL+FUCHS

## Assembly



**Front view**



## Matching System Components

	<b>UPR-03</b>	Universal Power Rail with end caps and cover, 3 conductors, length: 2 m
	<b>UPR-03-M</b>	Universal Power Rail with end caps and cover, 3 conductors, length: 1,6 m
	<b>UPR-03-S</b>	Universal Power Rail with end caps and cover, 3 conductors, length: 0.8 m
	<b>K-DUCT-GY-UPR-03</b>	Profile rail with UPR-03-* insert, 3 conductors, wiring comb field side, gray
	<b>K-DUCT-BU-UPR-03</b>	Profile rail with UPR-03- * insert, 3 conductors, wiring comb field side, blue

## Accessories

	<b>KF-ST-5GN</b>	Terminal block for KF modules, 3-pin screw terminal, green
	<b>KF-CP</b>	Red coding pins, packaging unit: 20 x 6

Release date: 2022-11-29 Date of issue: 2022-11-29 Filename: 189784\_eng.pdf

Refer to "General Notes Relating to Pepperl+Fuchs Product Information".